

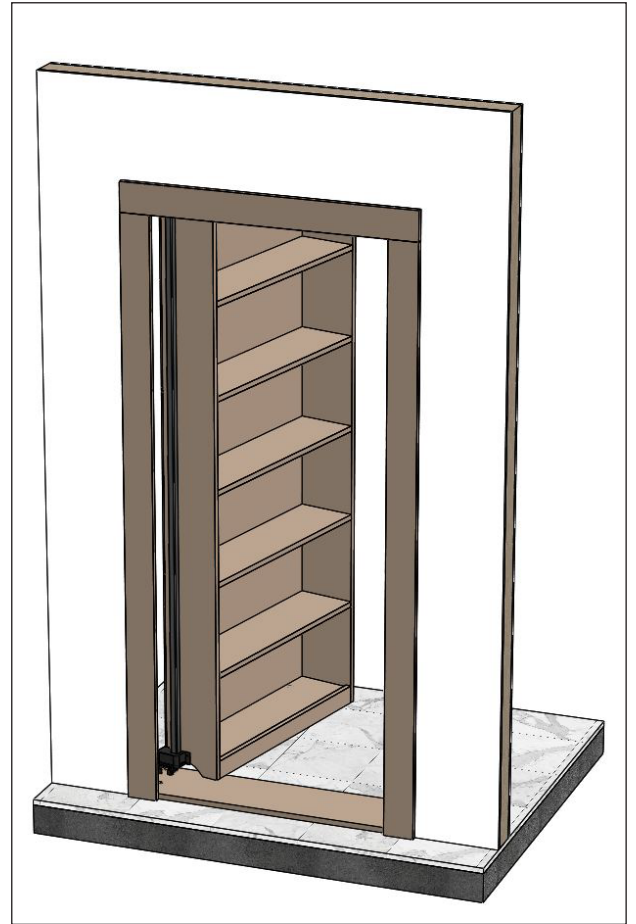
General Information

A bookcase secret door will perfectly hide the entry to your basement, study, man cave, or any other hidden room.

Our extensive experience and industry leading hardware provides superior concealment, security and quality.

Features

- Kit contains everything needed to assemble your door except tools.
- Specialized hardware includes adjustable hinges and warp compensation.
- Integrated magnetic catch keeps door shut when not in use.
- Add-on locking system available making the door compatible with our unique secret switches.
- Unlimited phone and video support. Expert advice and support before, during, and after installation.



Details

- Wood Species: American Maple
- Finish: Unfinished.
- Sizing: Fits a rough opening 38" wide x 82" tall.
- Designed for use in 2x4 framed walls. (4 1/2" total wall depth).
- Swing Direction: In-swing
- Hinge Side: Left or Right
- Load Capacity: 150lbs

Materials



American Hard Maple

Recommended for painted finishes.

Finishes



Unfinished: *Apply your own finish*

Sanded and ready to accept a finish.

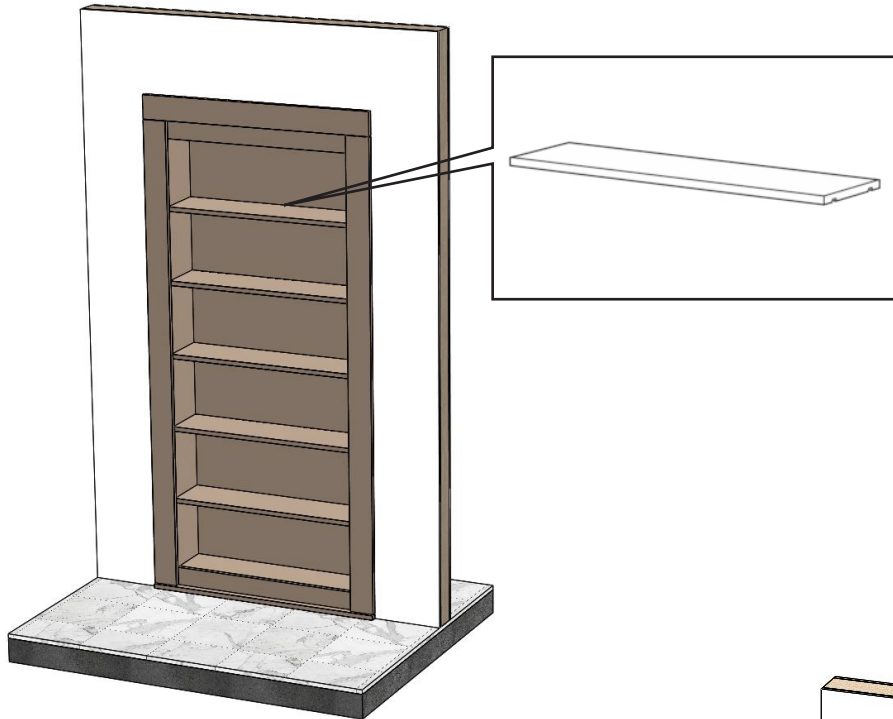
Additional Customization

If you require additional customization beyond what is available on our website, please contact us for availability and a no-obligation price quote.

Phone: 480-926-1742

Email: contact@hiddendoorstore.com

Shelf Details



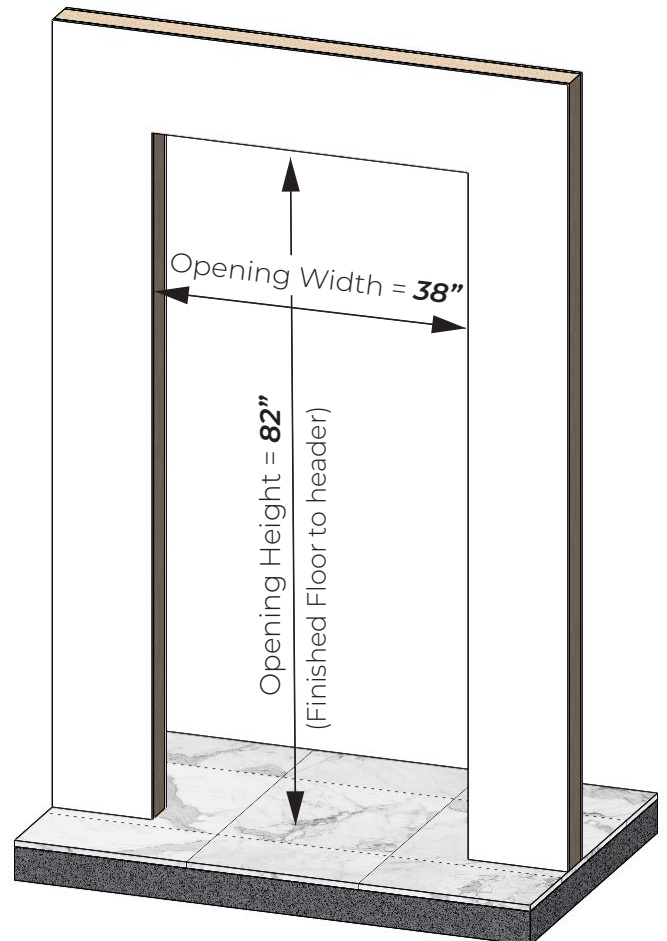
Five flat shelves are provided and are non-adjustable. Shelves are 8" deep.

Wall Condition Requirements

The door must be installed in a wall opening that is plumb and level. The floor must be a hard surface (IE, concrete, wood, tile) and free of humps or bellies.

It is also recommended to use a level on the face of the wall surrounding the opening and verify that the surfaces are flat.

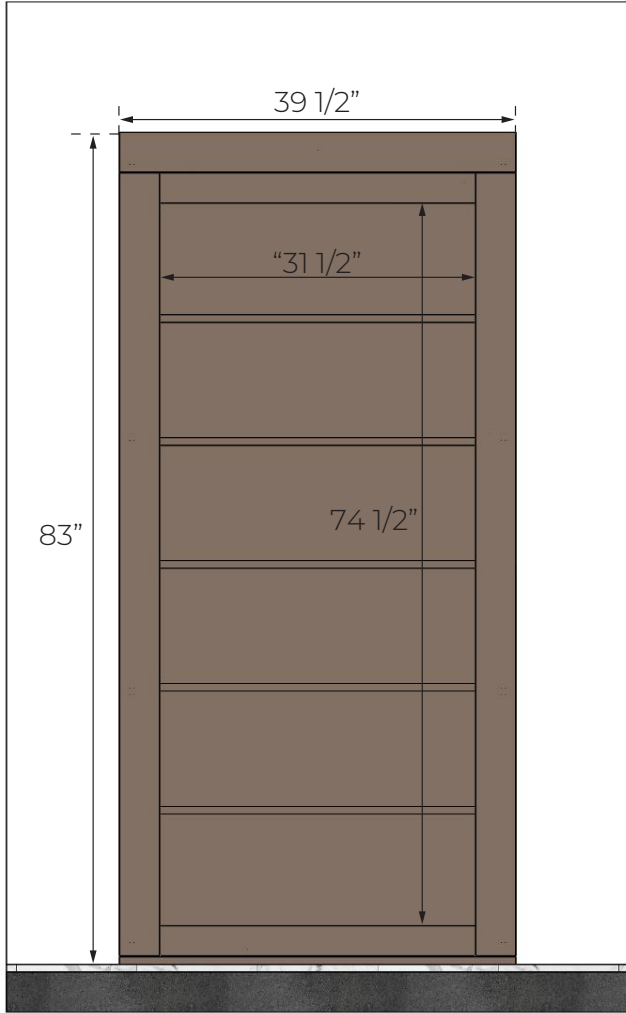
NOTE: The final quality of the concealment and function of the door depends heavily on the quality of the door opening. For best results, correct any wall or floor issues before beginning your installation.



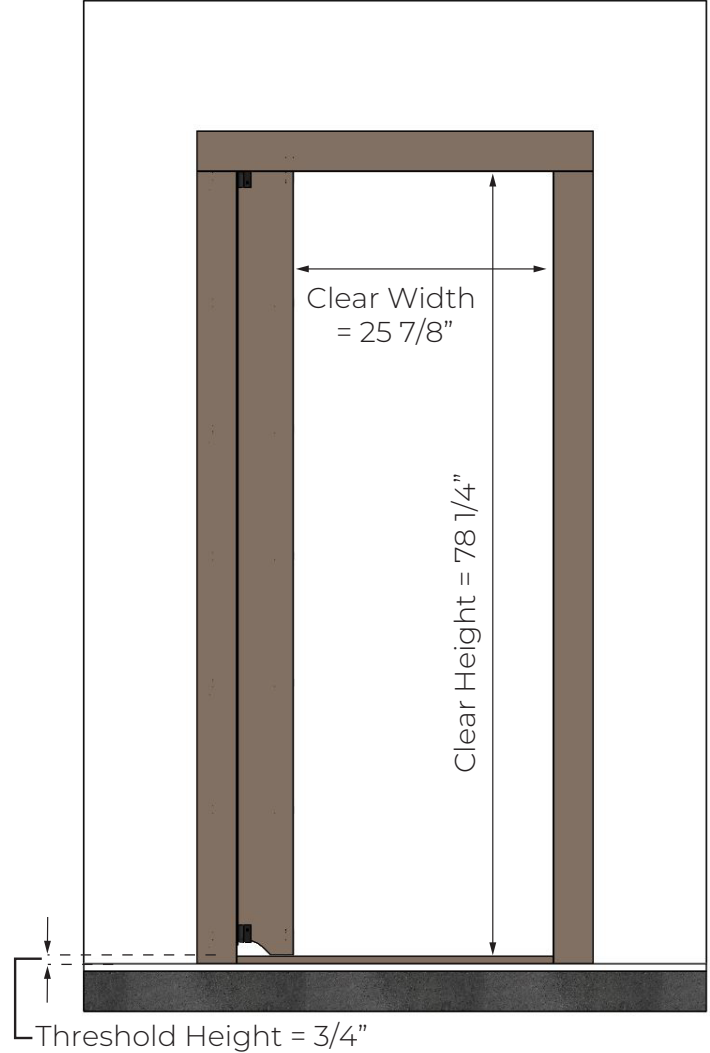
Key Dimensions

Use the following images to see the key dimensions of the product.

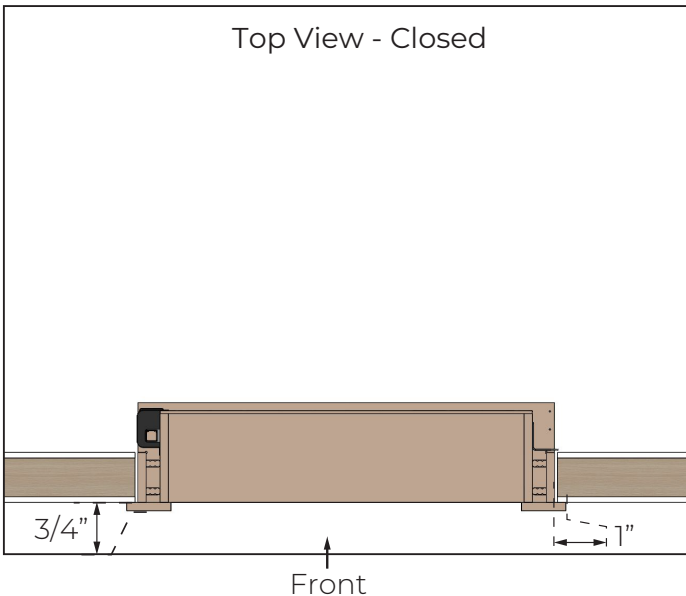
Front View - Closed



Front View - Open



Top View - Closed



Top View - Open

